


(a) STATEMENT SHOWING SHAREHOLDING PATTERN (PRE-AMALGAMATION)

Name of the Company: CRISIL LIMITED								
Scrip Code : 500092			Name of the Scrip : CRISIL			Class of Security : EQUITY		
Quarter ended : September 30, 2015								
Partly paid-up shares:-		No. of partly paid-up shares	As a % of total no. of partly paid-up shares		As a % of total no. of shares of the Company			
Held by promoter/promoter group		0	0		0			
Held by public		0	0		0			
Total		0	0.00		0.00			
Outstanding convertible securities:-		No. of outstanding securities	As a % of total no. of outstanding convertible securities		As a % of total no. of shares of the Company, assuming full conversion of the convertible securities			
Held by promoter/promoter group		0	0		0			
Held by public		0	0		0			
Total		0	0.00		0.00			
Warrants:-		No. of warrants	As a % of total no. of warrants		As a % of total no. of shares of the Company, assuming full conversion of warrants			
Held by promoter/promoter group		0	0		0			
Held by public		0	0		0			
Total		0	0.00		0.00			
Total paid-up capital of the Company, assuming full conversion of warrants and convertible securities					7,09,38,588			
Category Code	Category of Shareholder	No of Shareholders	Total No of Shares	Number of shares held in dematerialised form	Total Shareholding as percentage of total number of shares		Shares pledged or otherwise encumbered	
					As a percentage of (A+B)	As a percentage of (A+B+C)	Number of Shares	As a percentage (IX=VIII/IV*100)
(I)	(II)	(III)	(IV)	(V)	(VI)	(VII)	(VIII)	(IX)
(A)	Shareholding of Promoter and Promoter Group							
(1)	Indian							
(a)	Individuals/Hindu Undivided Family	-	-	-	0.00	0.00	0	0.00
(b)	Central Government/State Government(s)	-	-	-	0.00	0.00	0	0.00
(c)	Bodies Corporate	-	-	-	0.00	0.00	0	0.00
(d)	Financial Institutions/Banks	-	-	-	0.00	0.00	0	0.00
(e)	Any Other (Specify)	-	-	-	0.00	0.00	0	0.00
	Sub -Total (A)(1)	-	-	-	0.00	0.00	0	0.00
(2)	Foreign							
(a)	Individuals(Non-Resident Individuals/Foreign Individuals)	-	-	-	0.00	0.00	0	0.00
(b)	Bodies Corporate	3	4,78,32,539	4,78,32,539	67.43	67.43	0	0.00
(c)	Institutions	-	-	-	0.00	0.00	0	0.00
(d)	Qualified Foreign Investor	-	-	-	0.00	0.00	0	0.00
(e)	Any Other (Specify)	-	-	-	0.00	0.00	0	0.00
	Sub -Total (A)(2)	3	4,78,32,539	4,78,32,539	67.43	67.43	0	0.00
	Total of Promoter and Promoter Group (A)=(A)(1)+(A)(2)	3	4,78,32,539	4,78,32,539	67.43	67.43	0	0.00
(B)	Public Shareholding							
(1)	Institutions						N/A	N/A
(a)	Mutual Funds/UTI	36	30,91,241	30,91,241	4.36	4.36	-	-
(b)	Financial Institutions/Banks	9	4,53,176	4,51,176	0.64	0.64	-	-
(c)	Central Government/State Government(s)	-	-	-	0.00	0.00	-	-
(d)	Venture Capital Funds	-	-	-	0.00	0.00	-	-
(e)	Insurance Companies	3	34,77,164	34,77,164	4.90	4.90	-	-
(f)	Foreign Institutional Investors	93	54,85,626	54,82,626	7.73	7.73	-	-
(g)	Foreign Venture Capital Investors	-	-	-	0.00	0.00	-	-
(h)	Qualified Foreign Investor	-	-	-	0.00	0.00	-	-
(i)	Any Other (Specify)	-	-	-	0.00	0.00	-	-
	Sub -Total (B)(1)	141	1,25,07,207	1,25,02,207	17.63	17.63	N/A	N/A

Contd..



CRISIL Limited

Corporate Identity Number: L67120MH1987PLC042363

39

(2) Non-Institutions							N/A	N/A
(a) Bodies Corporate	533	10,12,740	10,08,740	1.43	1.43	-	-	-
(b) Individuals								
i. Individual shareholders holding nominal share capital up to Rs. 1 Lakh.	19,410	51,76,082	50,31,948	7.30	7.30	-	-	-
ii. Individual shareholders holding nominal share capital in excess of Rs. 1 Lakh.	12	41,90,086	41,90,086	5.91	5.91	-	-	-
(c) Qualified Foreign Investor	-	-	-	0.00	0.00	-	-	-
(d) Any Other (Specify)								
1 Non Resident Indians	758	1,84,467	1,84,467	0.26	0.26	-	-	-
2 Clearing Members	90	34,881	34,881	0.05	0.05	-	-	-
3 Trusts	4	586	586	0.00	0.00	-	-	-
Sub-Total (B)(2)	20,807	1,05,98,842	1,04,50,708	14.94	14.94	N/A	N/A	N/A
Total Public Shareholding B=(B)(1)+(B)(2)	20,948	2,31,06,049	2,29,52,915	32.57	32.57	N/A	N/A	N/A
TOTAL (A) + (B)	20,951	7,09,38,588	7,07,85,454	100.00	100.00	N/A	N/A	N/A
(C) Shares held by Custodians and against which Depository Receipts have been issued								
1 Promoter and Promoter Group	-	-	-	N/A	0.00	N/A	N/A	N/A
2 Public	-	-	-	N/A	0.00	N/A	N/A	N/A
Sub - Total (C)	-	-	-	0.00	0.00	0	0	0.00
GRAND TOTAL (A)+(B)+(C)	20,951	7,09,38,588	7,07,85,454	N/A	100.00	0	0	0.00




CRISIL Limited

Corporate Identity Number: L67120MH1987PLC042363

(b) Statement showing holding of securities (including shares, warrants, convertible securities) of persons belonging to the category "Promoter and Promoter Group"

Sr No	Name of the shareholder	Details of shares held		Encumbered shares			Details of warrants		Details of convertible securities		Total shares (including underlying shares assuming full conversion of warrants and convertible securities) as a % of diluted share capital (XII)
		No. of Shares held	As a % of Grand Total (A)+(B)+(C)	No.	As a percentage (VI)=(V)/(III)*100	As a % of grand total (A)+(B)+(C) of sub-clause (I)(a)	Number of warrants held	As a % total number of warrants of the same class	Number of convertible securities held	As a % total number of convertible securities of the same class (XI)	
(I)	(II)	(III)	(IV)	(V)	(VI)	(VII)	(VIII)	(IX)	(X)	(XI)	(XII)
1	S & P India LLC	3,12,09,480	44.00	0.00	0.00	0.00	0	0.00	0	0.00	44.00
2	McGraw-Hill Asian Holdings (Singapore) Pte Limited	1,06,23,059	14.98	0.00	0.00	0.00	0	0.00	0	0.00	14.98
3	Standard & Poor's International LLC	60,00,000	8.46	0.00	0.00	0.00	0	0.00	0	0.00	8.46
	TOTAL	4,78,32,539	67.43	0	0.00	0.00	0	0.00	0	0.00	67.43



PA 3


41

l(c)(i) Statement showing holding of securities (including shares, warrants, convertible securities) of persons belonging to the category "Public" and holding more than 1% of the total number of shares

Sr No	Name of the shareholder	No of shares held	Shares as a percentage of total number of shares (i. e., Grand Total (A)+(B)+(C) indicated in statement at para(l)(a) above}	Details of Warrants		Details of Convertible securities		Total shares (including underlying shares assuming full conversion of warrants and convertible securities) as a % of diluted share capital
				Number of warrants held	As a % of total number of warrants of the same class	Number of convertible securities held	% w.r.t. total number of convertible securities of the same class	
1	Jhunjhunwala Rakesh and Rekha	40,00,000	5.64	0	0	0	0	5.64
2	General Insurance Corporation of India	27,00,000	3.81	0	0	0	0	3.81
3	Mathews India Fund / Mathews Asia Small Companies Fund / Mathews Asia Funds - India Fund / Mathews Asia Funds Asia Small Companies Fund	18,59,671	2.62	0	0	0	0	2.28
4	Unit Trust of India	11,25,074	1.59	0	0	0	0	1.59
5	Life Insurance Corporation of India	7,65,735	1.08	0	0	0	0	1.08
	TOTAL	1,04,50,480	14.73	0	0	0	0	14.73

l(c)(ii) Statement showing holding of securities (including shares, warrants, convertible securities) of persons (together with PAC) belonging to the category "Public" and holding more than 5% of the total number of shares of the company

Sr No	Name(s) of the shareholder(s) and the Persons Acting in Concert (PAC) with them	No of shares	Shares as a percentage of total number of shares (i. e., Grand Total (A)+(B)+(C) indicated in statement at para(l)(a) above}	Details of Warrants		Details of Convertible securities		Total shares (including underlying shares assuming full conversion of warrants and convertible securities) as a % of diluted share capital
				Number of warrants held	As a % of total number of warrants of the same class	Number of convertible securities held	% w.r.t. total number of convertible securities of the same class	
1	Jhunjhunwala Rakesh and Rekha	40,00,000	5.64	-	-	-	-	5.64
	TOTAL	40,00,000	5.64	-	-	-	-	5.64



42

II(d) Statement showing details of locked-in shares

Sr No	Name of the shareholder	No of locked-in shares	Locked-in shares as a percentage of total number of shares (i.e., Grand Total (A)+(B)+(C) indicated in statement at para(I)(a) above)	Promoter / Promoter Group / Public
1	Nil	0	0.00	Not Applicable
	TOTAL		0.00	

 II(a) Statement showing details of Depository Receipts (DRs)

Sr No	Type of outstanding DR (ADRs, GDRs, SDRs, etc.)	Number of outstanding DRs	No of shares underlying outstanding DRs	Shares underlying outstanding DRs as a percentage of total number of shares (i.e., Grand Total (A)+(B)+(C) indicated in statement at para(I)(a) above)
1	Nil	0	0	0.00
	TOTAL			0.00

 II(b) Statement showing Holding of Depository Receipts (DRs), where underlying shares held by 'Promoter/Promoter group' are in excess of 1% of the total number of shares

Sr No	Name of the DR Holder	Type of outstanding DR (ADRs, GDRs, SDRs, etc.)	No of shares underlying outstanding DRs	Shares underlying outstanding DRs as a percentage of total number of shares (i.e., Grand Total (A)+(B)+(C) indicated in statement at para(I)(a) above)
	Nil	Nil	0	0.00
	TOTAL		0	0.00

 III (a) Statement showing Voting Pattern of Shareholders, if more than one class of shares / securities is issued by the issuer

Not Applicable

For CRISIL LIMITED


 Manish Bhosale
 Company Secretary


43

CRISIL Limited

Corporate Identity Number: L67120MH1987PLC042363

(Ia) STATEMENT SHOWING SHAREHOLDING PATTERN (POST-AMALGAMATION)

Name of the Company: CRISIL LIMITED								
Scrip Code : 500092			Name of the Scrip : CRISIL			Class of Security : EQUITY		
Quarter ended : September 30, 2015								
Partly paid-up shares:-		No. of partly paid-up shares	As a % of total no. of partly paid-up shares		As a % of total no. of shares of the Company			
Held by promoter/promoter group		0	0		0			
Held by public		0	0		0			
Total		0	0.00		0.00			
Outstanding convertible securities:-		No. of outstanding securities	As a % of total no. of outstanding convertible securities		As a % of total no. of shares of the Company, assuming full conversion of the convertible securities			
Held by promoter/promoter group		0	0		0			
Held by public		0	0		0			
Total		0	0.00		0.00			
Warrants:-		No. of warrants	As a % of total no. of warrants		As a % of total no. of shares of the Company, assuming full conversion of warrants			
Held by promoter/promoter group		0	0		0			
Held by public		0	0		0			
Total		0	0.00		0.00			
Total paid-up capital of the Company, assuming full conversion of warrants and convertible securities			7,09,38,588					
Category Code	Category of Shareholder	No of Shareholders	Total No of Shares	Number of shares held in dematerialised form	Total Shareholding as percentage of total number of shares		Shares pledged or otherwise encumbered	
					As a percentage of (A+B)	As a percentage of (A+B+C)	Number of Shares	As a percentage (IX=VIII/IV*100)
(I)	(II)	(III)	(IV)	(V)	(VI)	(VII)	(VIII)	(IX)
(A)	Shareholding of Promoter and Promoter Group							
(1)	Indian							
(a)	Individuals/Hindu Undivided Family	-	-	-	0.00	0.00	0	0.00
(b)	Central Government/State Government(s)	-	-	-	0.00	0.00	0	0.00
(c)	Bodies Corporate	-	-	-	0.00	0.00	0	0.00
(d)	Financial Institutions/Banks	-	-	-	0.00	0.00	0	0.00
(e)	Any Other (Specify)	-	-	-	0.00	0.00	0	0.00
	Sub -Total (A)(1)	-	-	-	0.00	0.00	0	0.00
(2)	Foreign							
(a)	Individuals(Non-Resident Individuals/Foreign Individuals)	-	-	-	0.00	0.00	0	0.00
(b)	Bodies Corporate	3	4,78,32,539	4,78,32,539	67.43	67.43	0	0.00
(c)	Institutions	-	-	-	0.00	0.00	0	0.00
(d)	Qualified Foreign Investor	-	-	-	0.00	0.00	0	0.00
(e)	Any Other (Specify)	-	-	-	0.00	0.00	0	0.00
	Sub -Total (A)(2)	3	4,78,32,539	4,78,32,539	67.43	67.43	0	0.00
	Total of Promoter and Promoter Group (A)=(A)(1)+(A)(2)	3	4,78,32,539	4,78,32,539	67.43	67.43	0	0.00
(B)	Public Shareholding							
(1)	Institutions						N/A	N/A
(a)	Mutual Funds/UTI	36	30,91,241	30,91,241	4.36	4.36	-	-
(b)	Financial Institutions/Banks	9	4,53,176	4,51,176	0.64	0.64	-	-
(c)	Central Government/State Government(s)	-	-	-	0.00	0.00	-	-
(d)	Venture Capital Funds	-	-	-	0.00	0.00	-	-
(e)	Insurance Companies	3	34,77,164	34,77,164	4.90	4.90	-	-
(f)	Foreign Institutional Investors	93	54,85,626	54,82,626	7.73	7.73	-	-
(g)	Foreign Venture Capital Investors	-	-	-	0.00	0.00	-	-
(h)	Qualified Foreign Investor	-	-	-	0.00	0.00	-	-
(i)	Any Other (Specify)	-	-	-	0.00	0.00	-	-
	Sub -Total (B)(1)	141	1,25,07,207	1,25,02,207	17.63	17.63	N/A	N/A

Contd..



CRISIL Limited

Corporate Identity Number: L67120MH1987PLC042363

(2) Non-Institutions							N/A	N/A
(a) Bodies Corporate	533	10,12,740	10,08,740	1.43	1.43	-	-	-
(b) Individuals								
i. Individual shareholders holding nominal share capital up to Rs. 1 Lakh.	19,410	51,76,082	50,31,948	7.30	7.30	-	-	-
ii. Individual shareholders holding nominal share capital in excess of Rs. 1 Lakh.	12	41,90,086	41,90,086	5.91	5.91	-	-	-
(c) Qualified Foreign Investor	-	-	-	0.00	0.00	-	-	-
(d) Any Other (Specify)								
1 Non Resident Indians	758	1,84,467	1,84,467	0.26	0.26	-	-	-
2 Clearing Members	90	34,881	34,881	0.05	0.05	-	-	-
3 Trusts	4	586	586	0.00	0.00	-	-	-
Sub-Total (B)(2)	20,807	1,05,98,842	1,04,50,708	14.94	14.94	N/A	N/A	N/A
Total Public Shareholding B=(B)(1)+(B)(2)	20,948	2,31,06,049	2,29,52,915	32.57	32.57	N/A	N/A	N/A
TOTAL (A) + (B)	20,951	7,09,38,588	7,07,85,454	100.00	100.00	N/A	N/A	N/A
(C) Shares held by Custodians and against which Depository Receipts have been issued								
1 Promoter and Promoter Group	-	-	-	N/A	0.00	N/A	N/A	N/A
2 Public	-	-	-	N/A	0.00	N/A	N/A	N/A
Sub - Total (C)	-	-	-	0.00	0.00	0	0	0.00
GRAND TOTAL (A)+(B)+(C)	20,951	7,09,38,588	7,07,85,454	N/A	100.00	0	0	0.00

AS




45

CRISIL Limited

Corporate Identity Number: L67120MH1987PLC042363

(b). Statement showing holding of securities (including shares, warrants, convertible securities) of persons belonging to the category "Promoter and Promoter Group"

Sr No	Name of the shareholder	Details of shares held		Encumbered shares			Details of warrants		Details of convertible securities		Total shares (including underlying shares assuming full conversion of warrants and convertible securities) as a % of diluted share capital
		No. of Shares held	As a % of Grand Total (A)+(B)+(C)	No.	As a percentage	As a % of grand total (A)+(B)+(C) of sub-clause (I)(a)	Number of warrants held	As a % total number of warrants of the same class	Number of convertible securities held	As a % total number of convertible securities of the same class	
(i)	(ii)	(iii)	(iv)	(v)	(vi)=(v)/(iii)*100		(viii)	(ix)	(x)	(xi)	(xii)
1	S & P India LLC	3,12,09,480	44.00	0.00	0.00	0.00	0	0.00	0	0.00	44.00
2	McGraw-Hill Asian Holdings (Singapore) Pte Limited	1,06,23,059	14.98	0.00	0.00	0.00	0	0.00	0	0.00	14.98
3	Standard & Poor's International LLC	60,00,000	8.46	0.00	0.00	0.00	0	0.00	0	0.00	8.46
	TOTAL	4,78,32,539	67.43	0	0.00	0.00	0	0.00	0	0.00	67.43



46

CRISIL Limited

Corporate Identity Number: L67120MH1987PLC042363

l(c)(i) Statement showing holding of securities (including shares, warrants, convertible securities) of persons belonging to the category "Public" and holding more than 1% of the total number of shares

Sr No	Name of the shareholder	No of shares held	Shares as a percentage of total number of shares (i. e., Grand Total (A)+(B)+(C) indicated in statement at para(l)(a) above}	Details of Warrants		Details of Convertible securities		Total shares (including underlying shares assuming full conversion of warrants and convertible securities) as a % of diluted share capital
				Number of warrants held	As a % of total number of warrants of the same class	Number of convertible securities held	% w.r.t. total number of convertible securities of the same class	
1	Jhunjhunwala Rakesh and Rekha	40,00,000	5.64	0	0	0	0	5.64
2	General Insurance Corporation of India	27,00,000	3.81	0	0	0	0	3.81
3	Matthews India Fund / Matthews Asia Small Companies Fund / Matthews Asia Funds - India Fund / Matthews Asia Funds Asia Small Companies Fund	18,59,671	2.62	0	0	0	0	2.28
4	Unit Trust of India	11,25,074	1.59	0	0	0	0	1.59
5	Life Insurance Corporation of India	7,65,735	1.08	0	0	0	0	1.08
	TOTAL	1,04,50,480	14.73	0	0	0	0	14.73

l(c)(ii) Statement showing holding of securities (including shares, warrants, convertible securities) of persons (together with PAC) belonging to the category "Public" and holding more than 5% of the total number of shares of the company

Sr No	Name(s) of the shareholder(s) and the Persons Acting in Concert (PAC) with them	No of shares	Shares as a percentage of total number of shares (i. e., Grand Total (A)+(B)+(C) indicated in statement at para(l)(a) above}	Details of Warrants		Details of Convertible securities		Total shares (including underlying shares assuming full conversion of warrants and convertible securities) as a % of diluted share capital
				Number of warrants held	As a % of total number of warrants of the same class	Number of convertible securities held	% w.r.t. total number of convertible securities of the same class	
1	Jhunjhunwala Rakesh and Rekha	40,00,000	5.64	-	-	-	-	5.64
	TOTAL	40,00,000	5.64	-	-	-	-	5.64



II(d) Statement showing details of locked-in shares

Sr No	Name of the shareholder	No of locked-in shares	Locked-in shares as a percentage of total number of shares {i.e., Grand Total (A)+(B)+(C) indicated in statement at para(I)(a) above}	Promoter / Promoter Group / Public
1	Nil	0	0.00	Not Applicable
	TOTAL		0.00	

II(a) Statement showing details of Depository Receipts (DRs)


Sr No	Type of outstanding DR (ADRs, GDRs, SDRs, etc.)	Number of outstanding DRs	No of shares underlying outstanding DRs	Shares underlying outstanding DRs as a percentage of total number of shares {i.e., Grand Total (A)+(B)+(C) indicated in statement at para(I)(a) above}
1	Nil	0	0	0.00
	TOTAL		0	0.00


II(b) Statement showing Holding of Depository Receipts (DRs), where underlying shares held by 'Promoter/Promoter group' are in excess of 1% of the total number of shares

Sr No	Name of the DR Holder	Type of outstanding DR (ADRs, GDRs, SDRs, etc.)	No of shares underlying outstanding DRs	Shares underlying outstanding DRs as a percentage of total number of shares {i.e., Grand Total (A)+(B)+(C) indicated in statement at para(I)(a) above}
	Nil	Nil	0	0.00
	TOTAL		0	0.00

III (a) Statement showing Voting Pattern of Shareholders, if more than one class of shares / securities is issued by the issuer

Not Applicable

For CRISIL LIMITED

Minal Bhosale
 Company Secretary



CRISIL Limited


Corporate Identity Number: L67120MH1987PLC042363

48

Shareholding Pattern of Pipal Research Analytics and Information Services India Private Limited (as on September 30, 2015):

Shareholding pattern	Pre-Amalgamation		Post-Amalgamation	
	No. of Shares	% of holding	No. of Shares	% of holding
Promoter	10,000	100%	Not applicable	
Public	Nil	Nil		
Custodian	Nil	Nil		
TOTAL	10,000	100%		

For Pipal Research Analytics and Information Services India Private Limited


 Minal Bhosale
 Authorised Signatory

Mumbai, October 27, 2015


Coalition Development Systems (India) Pvt. Ltd

Unit 2, 7th Floor, Bldg. 5 & 6, Mindspace SEZ,
Thane Belapur Rd, Airoli, Navi Mumbai, India - 400708
Tel: +91 22 39116400 Fax: +91 22 66733721

Shareholding Pattern of Coalition Development Systems (India) Private Limited (as on September 30, 2015):

Shareholding pattern	Pre - Amalgamation		Post-Amalgamation	
	No. of Shares	No. of Shares	No. of Shares	% of holding
CRISIL Limited (Promoter)	50,000	Not applicable	Not applicable	
Public	Nil			
Custodian	Nil			
TOTAL	50,000			

Yours faithfully,
For Coalition Development Systems (India) Private Limited

Minal Bhosale
Authorised Signatory

Mumbai, October 27, 2015



Mercator Info-Services India Private Limited

Unit 2A, 5th Floor, Bldg. 5 & 6, Mindspace SEZ,
Thane Belapur Rd, Airoli, Navi Mumbai, India - 400708
Tel: +91 22 61125200

ANNEXURE FH

Shareholding Pattern of Mercator Info-Services India Private Limited (as on September 30, 2015):

Shareholding pattern	Pre-Amalgamation		Post-Amalgamation	
	No. of Shares	% of holding	No. of Shares	% of holding
Promoter	1,00,000	100%	Not applicable	
Public	Nil	Nil		
Custodian	Nil	Nil		
TOTAL	1,00,000	100%		

Yours faithfully,
For Mercator Info-Services India Private Limited

Minal Bhosale
Authorised Signatory

Mumbai, October 27,, 2015

51