

SectorVector

October 2024

Reading the topical trends

The September skid

Recession fears, slack demand cull crude amid lower geopolitical tensions

Crude oil prices declined to \$74.3 per barrel in September amid recession fears

Crude oil prices declined a sharp 8.1% on-month in September, settling at \$74.3 per barrel (bbl) on average.

The decline was mainly due to subdued demand from major economies. Demand in China, a major consumer, grew sequentially but declined on-year. Moreover, geopolitical tensions, which had driven up the prices in July, saw a temporary easing.

As a result, consumers and businesses felt less pressured to make substantial purchases, which diminished oil demand. Between January and September, dated Brent averaged ~\$82.7 per bbl, up a marginal 1% on-year.

That said, the recent flareup in the geopolitical tensions is limiting the decline and the prices are expected to stay in the \$75-79 per bbl range in the fourth quarter of calendar 2024. Developments in the Israel-Iran conflict are a key monitorable.

Demand growth subdued

Crude oil demand clocked a marginal growth of ~1% both sequentially and on-year in September.

Demand rose ~6% on-month in China and showed positive signs in Europe, but was partially offset by a slowdown in Japan.

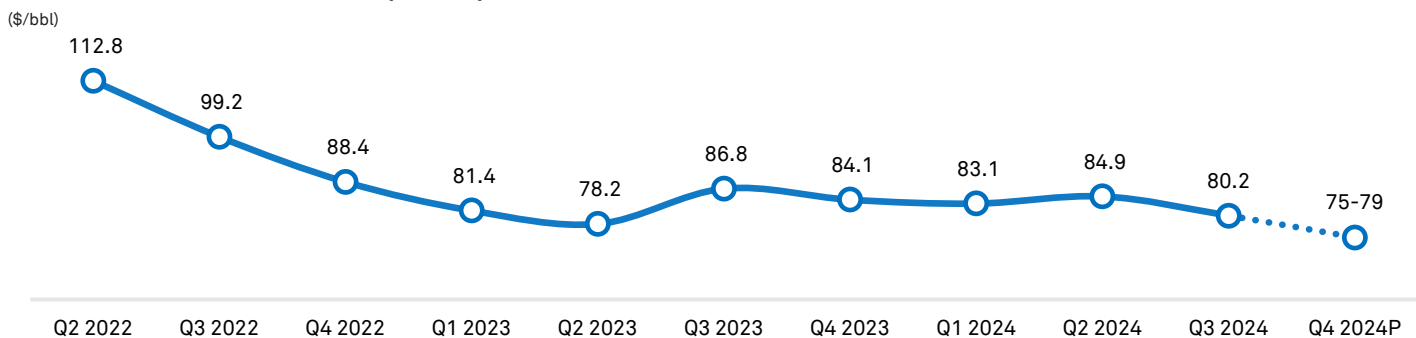
Supplies lag on OPEC+ delay

Overall crude oil supply during the month declined 1% on-year, mostly owing to a fall in supply from OPEC nations, especially Libya, where the output hit its lowest mark since 2021 with the country's central bank in turmoil.

Iraq's attempts to adhere to the pledged cutbacks also dragged down supplies.

OPEC+ has also deferred plans to increase production by a few months as the members delay phasing out of their voluntary cuts.

Bearish demand sentiment to keep crude prices down in H2CY24



Particulars (September-24)	y-o-y (% change)	m-o-m (% change)
Dated Brent (% change)	(\$74.3 per bbl) -21%	-8%
Global demand (% change)	1%	1%
Global supply (% change)	-1%	-1%

Price uncertainty amid geopolitical turmoil

In September, oil prices declined amid some easing in geopolitical tensions. However, this month, they have been on a cliff on mounting fears of a direct conflict between Israel and Iran, which accounts for 4% of the global oil supply. Any Israeli attack on the oil infrastructure of Iran can disrupt its crude supplies.

That said, the spare production capacity in the Middle East – more than 5 mbpd – can replace this cut in output. Besides, the US and other member nations of the International Energy Agency (IEA) hold ~3,700 million barrels of crude oil and its products in their inventory (as of June). This could be also released if the conflict escalates.

Nevertheless, prices could spike as any escalation would disrupt Gulf oil supply to major importing countries as Iran could choke the Strait of Hormuz, in a potential repeat of the Red Sea crisis.

The Strait of Hormuz is a crucial transit route for oil carriers to Asian countries. It accounted for ~21% of the global crude oil flow in 2022.

The Red Sea crisis that started in November 2023 had doubled shipping costs as vessels were forced to re-route to avoid attacks from the Houthis of Yemen.

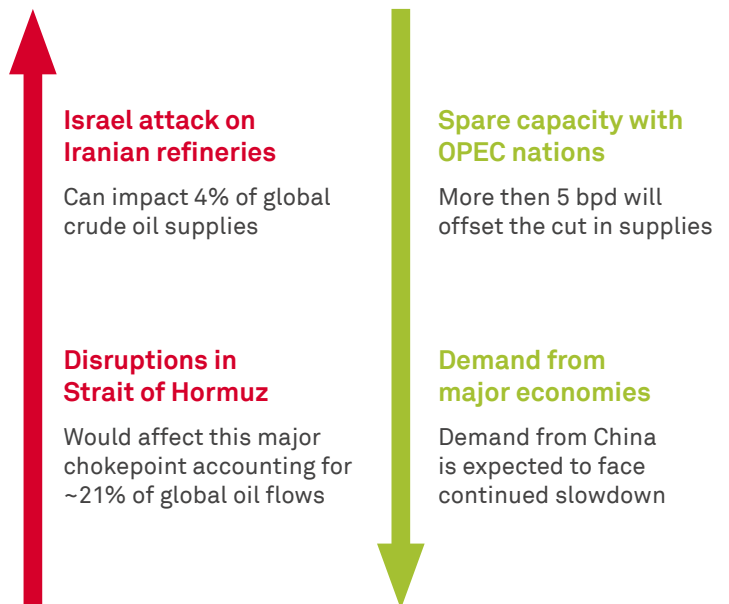
As of now, the impact of the conflict is limited given the bearish sentiment owing to subdued demand growth in China.

What if the Israel-Iran conflict escalates?

Timeline of key events



Potential risks and monitorables



Source: Industry, CRISIL MI&A Research

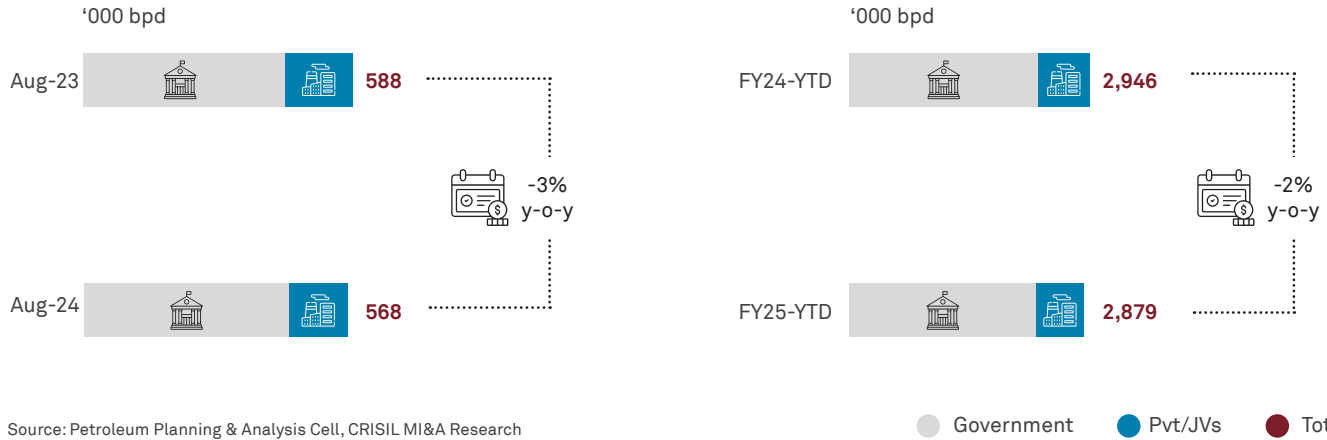
Domestic crude production falls on account of operational issues

Domestic crude oil production declined in August

Domestic crude oil production in August stood at ~5,68,000 barrels per day (tbd), down 3% on-year. ONGC's output

declined 2% owing to a fall in output from ageing fields. Output from fields of other majors such as Vedanta and Reliance Industries also declined during the month.

Domestic crude production declined in August



Source: Petroleum Planning & Analysis Cell, CRISIL MI&A Research

Russia enjoys major share in import pie

Indian refiners replace expensive Middle Eastern oil with Russian and US produce

Share of Russian crude in India's import basket increased to 45% in July; volumes from Saudi Arabia drop by 9% in July'24

Overall oil realisations of India stood at ~\$85.1 per bbl in July. Higher realisations of the partners Saudi Arabia have prompted Indian refiners to increase imports from Russia.

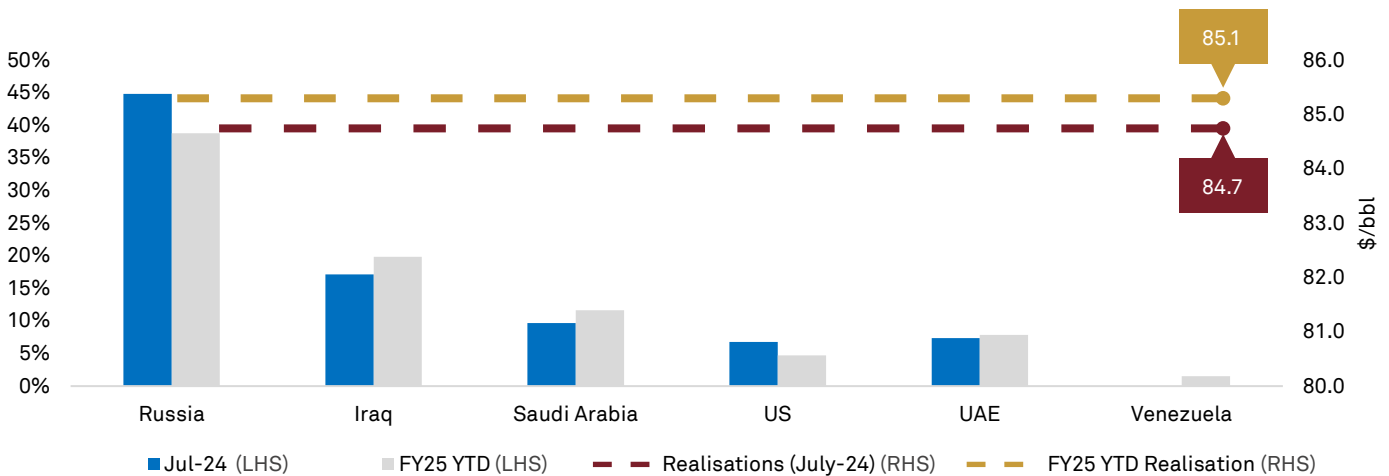
Lower imports of Russian oil by Chinese refiners resulted in healthy availability.

Over April-July, share of Russian crude declined to 39%

During April-July, share of Russian crude oil declined to ~39% from 40% a year ago, while that of Iraq rose to 20% from 19%.

Adoption of Russian oil helped India reduce oil realisations by ~\$1.8 per bbl, saving \$80-100 million for domestic refiners in July.

Venezuelan, Mexican crude softens price shocks for Indian refiners



Source: Ministry of Commerce and Industry, CRISIL MI&A Research
Note: YTD refers to April-July

Demand for petroleum products declines on muted industrial activity

Consumption of petroleum products fell ~2% on-year in September

Petroleum products consumption rise a marginal 1% on-month

Demand for transportation fuels remained stable on-year but declined ~3% on-month as vehicle sales slowed down and because of increased adoption of alternative fuels.

Industrial demand declined 2% on-month due to a significant 12% drop in naphtha consumption.

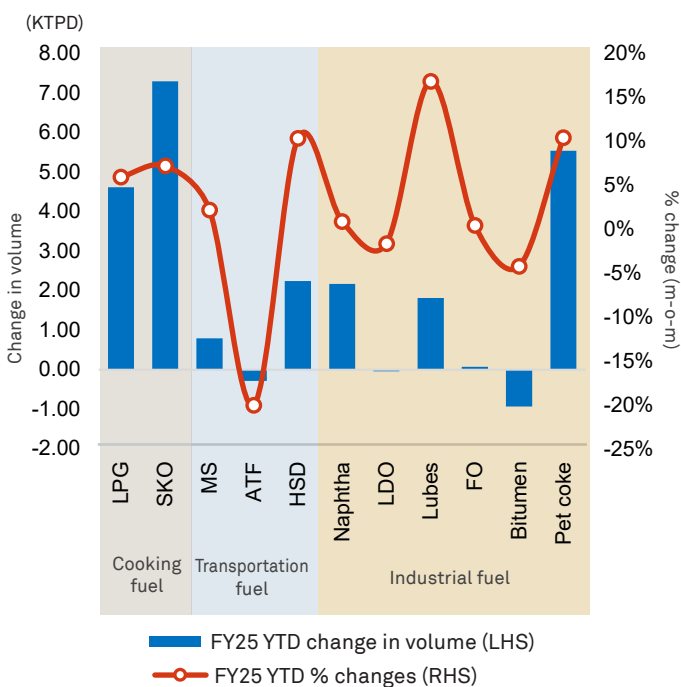
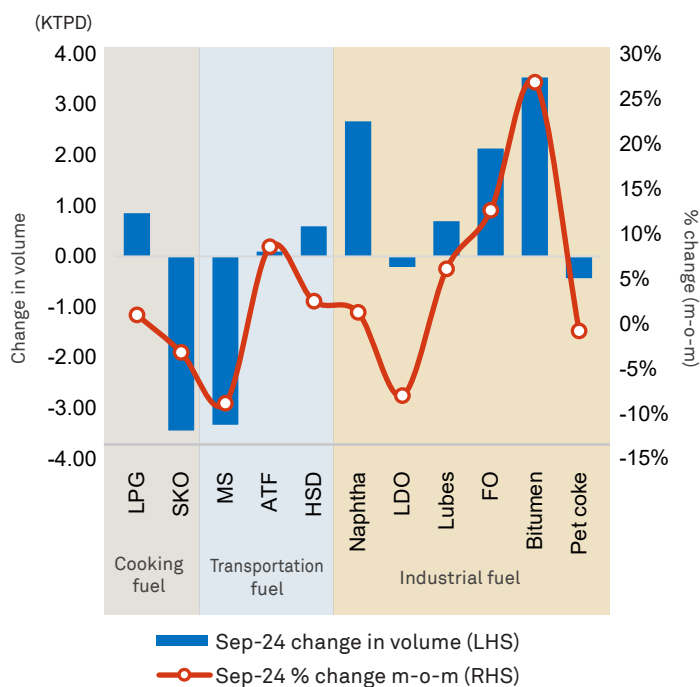
Cooking fuel demand declined a marginal ~2% because of a 2% shrinkage in LPG consumption.

Petroleum products demand rose ~3% on-year over April-September

Demand for transportation fuels rose 3% during April-September despite a decline in August. The growth was led by motor spirit (up 7%) and aviation turbine fuel (10%).

Industrial demand grew 5% on-year owing to stable consumption of petcoke and naphtha despite a decline in bitumen consumption.

Robust LPG demand kept cooking fuel consumption growth at 6% during the period.



Source: Petroleum Planning & Analysis Cell, CRISIL MI&A Research
Note: YTD refer to April-September

Analytical contacts

Sehul Bhatt

Director
CRISIL MI&A Research
Sehul.Bhatt@crisil.com

Jaydeep Dattani

Manager
CRISIL MI&A Research
jaydeep.dattani@crisil.com

Heena Fatwani

Research Analyst
CRISIL MI&A Research
heena.fatwani1@crisil.com

Media contacts

Prakruti Jani

Media Relations
CRISIL Limited
M: + 91 98678 68976
D: +91 22 3342 5916
B: +91 22 3342 3000
prakruti.jani@crisil.com

Sanjay Lawrence

Media Relations
CRISIL Limited
M: +918983321061
D: +91 22 3342 5916
B: +91 22 3342 3000
sanjay.lawrence@crisil.com

Roma Gurnani

Media Relations
CRISIL Limited
M: +91 70662 92142
D: +91 22 3342 5916
B: +91 22 3342 3000
roma.gurnani@ext-crisil.com

About CRISIL Market Intelligence & Analytics

CRISIL Market Intelligence & Analytics, a division of CRISIL, provides independent research, consulting, risk solutions, and data & analytics. Our informed insights and opinions on the economy, industry, capital markets and companies drive impactful decisions for clients across diverse sectors and geographies.

Our strong benchmarking capabilities, granular grasp of sectors, proprietary analytical frameworks and risk management solutions backed by deep understanding of technology integration, make us the partner of choice for public & private organisations, multi-lateral agencies, investors and governments for over three decades.

About CRISIL Limited

CRISIL is a leading, agile and innovative global analytics company driven by its mission of making markets function better.

It is India's foremost provider of ratings, data, research, analytics and solutions with a strong track record of growth, culture of innovation, and global footprint.

It has delivered independent opinions, actionable insights, and efficient solutions to over 100,000 customers through businesses that operate from India, the US, the UK, Argentina, Poland, China, Hong Kong, UAE and Singapore.

It is majority owned by S&P Global Inc, a leading provider of transparent and independent ratings, benchmarks, analytics and data to the capital and commodity markets worldwide.

For more information, visit www.crisil.com

Connect with us: [LINKEDIN](#) | [TWITTER](#) | [YOUTUBE](#) | [FACEBOOK](#) | [INSTAGRAM](#)

CRISIL Privacy

CRISIL respects your privacy. We may use your personal information, such as your name, location, contact number and email id to fulfil your request, service your account and to provide you with additional information from CRISIL. For further information on CRISIL's privacy policy please visit www.crisil.com/privacy.